

SKR & SKR GCW(A), Kadapa
6.5.2 e-Learning delivery methods
Digital library with e-Books
NLIST and NDL accessing facility
Swayam Prabha
e-learning resources such as CD Library.
CCE LMS
APSCHE Podcasts
Open Educational Resources
TALLY (ERP 9),
Adobe Acrobat,
Adobe Master Collection CS6.
MS SQL
C,
C++,
R Programming,
Java
Access to NPTEL (Provide Off-line and online access to the NPTEL Video Lessons
Well-equipped Laboratories
Computer Labs
Language Lab
Commerce Lab
Math - Stat Lab
Digital Classrooms
Virtual Classrooms
Kahoot
Socrative tools
Inflibnet
Plickers
Google forms
Google classroom
ZOOM
Google meet
MANA TV
CISCO Webex
Testmoz
Mentee meter
Youtube
Virtual labs

ANNUAL REPORT OF EX/

Student Performance in Semester End Exami

S.NO	COURSE	2021-2024 Batch				2021-2024 Batch			
		I-SEMESTER				II-SEMESTER			
		REGD	APPEARED	PASS	%	REGD	APPEARED	PASS	%
1	HEP TM	NA	NA	NA		NA	NA		
2	HEP EM	59	58	34	58.6	53	53		
3	HE COM	57	55	43	78	54	54		
4	HU COM (UM)	NA	NA	NA		NA	NA		
5	TTM	27	26	21	80.8	23	23		
6	HUP (UM)	21	21	19	90.5	20	19		
	B.A	164	160	117	76.97%	150	149		
7	B.COM G TM	NA	NA	NA		NA	NA		
8	B.COM CA	105	105	94	89.5	102	101		
9	B.COM G (EM)	57	55	43	78	54	54		
	B.Com	162	160	137	83.75%	156	155		
10	MPC EM	27	26	14	53.8	26	26		
11	BZC TM	NA	NA	NA		NA	NA		
12	BZC EM	55	55	41	74.6	54	53		
13	MPCS EM	53	53	33	62.3	53	51		
14	MECS EM	42	38	21	55.3	40	40		
15	MSCS EM	57	56	46	82	56	55		
16	BtZC EM	55	54	40	74	50	49		
17	BMC EM	57	57	14	24.6	52	52		
18	BCH	25	25	20	80	25	24		
	B.Sc	371	364	229	63.32%	356	350		
		697	684	483	75	662	654		

ABSTRACT

	PROGRAMME	I-SEMESTER				II-SEMESTER			
		REGD	APPEARED	PASS	%	REGD	APPEARED	PASS	%
1	B.A	164	160	117	77	150	149	RA	
2	B.Com	162	160	137	84	156	155	RA	
3	B.Sc	371	364	229	63	356	350	RA	
	TOTAL	697	684	483	75	662	654		

AMINATION & EVALUATION SECTION:: 2021-2022

Examinations of B.A/B.Com/B.Sc Courses for the Academic Year 2021-2022

2020-2023 Batch				2020-2023 Batch				2019-2022 Batch		
III-SEMESTER				IV-SEMESTER				V-SEMESTER		
REGD	APPEARED	PASS	%	REGD	APPEARED	PASS		REGD	APPEARED	PASS
44	44	33	75	41	39	21	54	44	41	19
31	31	26	84	31	30	19	63	33	33	22
53	53	32	60	53	51	36	70	20	18	7
14	13	6	46	10	10	9	90	19	19	19
26	26	21	81	25	25	24	96	19	19	16
NA	NA	NA		NA	NA	NA		NA	NA	NA
168	167	118	69.2	160	155	109	75	135	130	83
53	53	34	64	49	49	49	100	51	51	50
84	84	61	73	82	79	70	89	72	72	58
NA	NA	NA		NA	NA	NA	94	NA	NA	NA
137	137	95	68.5	131	128	119	94	123	123	108
NA	NA	NA		NA	NA	NA		24	23	19
31	31	8	26	31	29	23	79	30	30	16
28	28	23	82	28	27	27	100	65	65	40
56	54	35	65	56	55	41	75	71	71	56
40	40	22	55	40	39	14	36	37	36	27
55	55	47	85	55	53	49	92	61	58	47
52	52	36	69	52	52	51	98	73	72	59
38	37	20	54	35	33	28	85	43	43	23
28	28	25	89	28	28	18	64	NA	NA	NA
328	325	216		325	316	251		404	398	287
633	629	429	68	616	599	479	79	662	651	478

III-SEMESTER				IV-SEMESTER				V-SEMESTER		
REGD	APPEARED	PASS	%	REGD	APPEARED	PASS	%	REGD	APPEARED	PASS
168	167	118	69	160	155	109	75	135	130	83
137	137	95	69	131	128	119	94	123	123	108
328	325	216	66	325	316	251	79	404	398	287
633	629	429	68	616	599	479	83	662	651	478

2022				
2019-2022 Batch				
VI-SEMESTER				
%	REGD	APPEAR	PASS	%
46	42	42	41	98
67	33	33	32	97
39	21	21	21	100
100	19	19	19	100
84	18	18	18	100
NA	NA	NA	NA	
336	133	133	131	99
98	52	52	44	85
81	72	72	72	100
	NA	NA	NA	
89	124	124	116	92
83	23	23	5	22
53	30	29	29	100
62	65	64	62	97
79	71	71	67	94
75	37	35	31	89
81	61	61	50	82
82	72	71	69	97
53	41	41	34	83
	NA	NA	NA	
71	400	395	347	
71	657	652	594	91

VI-SEMESTER				
%	REGD	APPEAR	PASS	%
67	133	133	131	99
89	124	124	116	92
71	400	395	347	83
76	657	652	594	91

ANNUAL REPORT OF EXAMINATION & EVALUATION							
Student Performance in ODD Semester End Examinations of B.A/B.Com/B.Sc							
S.NO	COURSE	2021-2024 Batch				2020-2023 Batch	
		I-SEMESTER				III-SEMESTER	
		REGD	APPEARED	PASS	%	REGD	APPEARED
1	HEP TM	NA	NA	NA		44	44
2	HEP EM	59	58	34	59	31	31
3	HE COM	57	55	43	78	53	53
4	HU COM (UM)	NA	NA	NA	-	14	13
5	TTM	27	26	21	81	26	26
6	HUP (UM)	21	21	19	91	NA	NA
	B.A	164	160	117	77	168	167
7	B.COM G TM	NA	NA	NA	-	53	53
8	B.COM CA	105	105	94	90	84	84
9	B.COM G (EM)	57	55	43	78	NA	NA
	B.Com	162	160	137	84	137	137
10	MPC EM	27	26	14	54	NA	NA
11	BZC TM	NA	NA	NA	-	31	31
12	BZC EM	55	55	41	75	28	28
13	MPCS EM	53	53	33	62	56	54
14	MECS EM	42	38	21	55	40	40
15	MSCS EM	57	56	46	82	55	55
16	BtZC EM	55	54	40	74	52	52
17	BMC EM	57	57	14	25	38	37
18	BCH	25	25	20	80	28	28
	B.Sc	371	364	229	63	328	325
ABSTRACT							
	PROGRAMME	I-SEMESTER				III-SEMESTER	
		REGD	APPEARED	PASS	%	REGD	APPEARED
1	B.A	164	160	117	77	168	167
2	B.Com	162	160	137	84	137	137
3	B.Sc	371	364	229	63	328	325
	TOTAL	697	684	483	75	633	629
ANNUAL REPORT OF EXAMINATION & EVALUATION							
Student Performance in EVEN Semester End Examinations of B.A/B.Com/B.Sc							
S.NO	COURSE	2021-2024 Batch				2020-2023 Batch	
		II-SEMESTER				IV-SEMESTER	
		REGD	APPEARED	PASS	%	REGD	APPEARED
1	HEP TM	NA	NA	RA		41	39

2	HEP EM	53	53	RA		31	30
3	HE COM	54	54	RA		53	51
4	HU COM (UM)	NA	NA	NA		10	10
5	TTM	23	23	RA		25	25
6	HUP (UM)	20	19	RA		NA	NA
	B.A	150	149			160	155
7	B.COM G TM	NA	NA	NA		49	49
8	B.COM CA	102	101	RA		82	79
9	B.COM G (EM)	54	54	RA		NA	NA
	B.Com	156	155			131	128
10	MPC EM	26	26	RA		NA	NA
11	BZC TM	NA	NA	NA		31	29
12	BZC EM	54	53	RA		28	27
13	MPCS EM	53	51	RA		56	55
14	MECS EM	40	40	RA		40	39
15	MSCS EM	56	55	RA		55	53
16	BtZC EM	50	49	RA		52	52
17	BMC EM	52	52	RA		35	33
18	BCH	25	24	RA		28	28
	B.Sc	356	350			325	316
						616	599
ABSTRACT							
	PROGRAMME	II-SEMESTER				IV-SEMESTER	
		REGD	APPEARED	PASS	%	REGD	APPEARE
	1 B.A	150	149	RA		160	155
	2 B.Com	156	155	RA		131	128
	3 B.Sc	356	350	RA		325	316
	TOTAL	662	654			616	599

N SECTION:: 2021-2022					
Courses for the Academic Year 2021-2022					
2019-2022 Batch					
V-SEMESTER					
PASS	%	REGD	APPEARE	PASS	%
33	75	44	41	19	46
26	84	33	33	22	67
32	60	20	18	7	39
6	46	19	19	19	100
21	81	19	19	16	84
NA	-	NA	NA	NA	
118	69.2	135	130	83	67
34	64	51	51	50	98
61	73	72	72	58	81
NA	-	NA	NA	NA	
95	68.5	123	123	108	89
NA	-	24	23	19	83
8	26	30	30	16	53
23	82	65	65	40	62
35	65	71	71	56	79
22	55	37	36	27	75
47	85	61	58	47	81
36	69	73	72	59	82
20	54	43	43	23	53
25	89	NA	NA	NA	
216	65.625	404	398	287	71

V-SEMESTER					
PASS	%	REGD	APPEARE	PASS	%
118	69	135	130	83	67
95	69	123	123	108	89
216	66	404	398	287	71
429	68	662	651	478	76

N SECTION:: 2021-2022					
Courses for the Academic Year 2021-2022					
2019-2022 Batch					
VI-SEMESTER					
PASS	%	REGD	APPEARE	PASS	%
21	54	42	42	41	98

19	63	33	33	32	97
36	70	21	21	21	100
9	90	19	19	19	100
24	96	18	18	18	100
NA		NA	NA	NA	
109	75	133	133	131	99
49	100	52	52	44	85
70	89	72	72	72	100
NA		NA	NA	NA	
119	94	124	124	116	92
NA	-	23	23	5	22
23	79	30	29	29	100
27	100	65	64	62	97
41	75	71	71	67	94
14	36	37	35	31	89
49	92	61	61	50	82
51	98	72	71	69	97
28	85	41	41	34	83
18	64	NA	NA	NA	
251	79	400	395	347	83
479	83	657	652	594	91

VI-SEMESTER

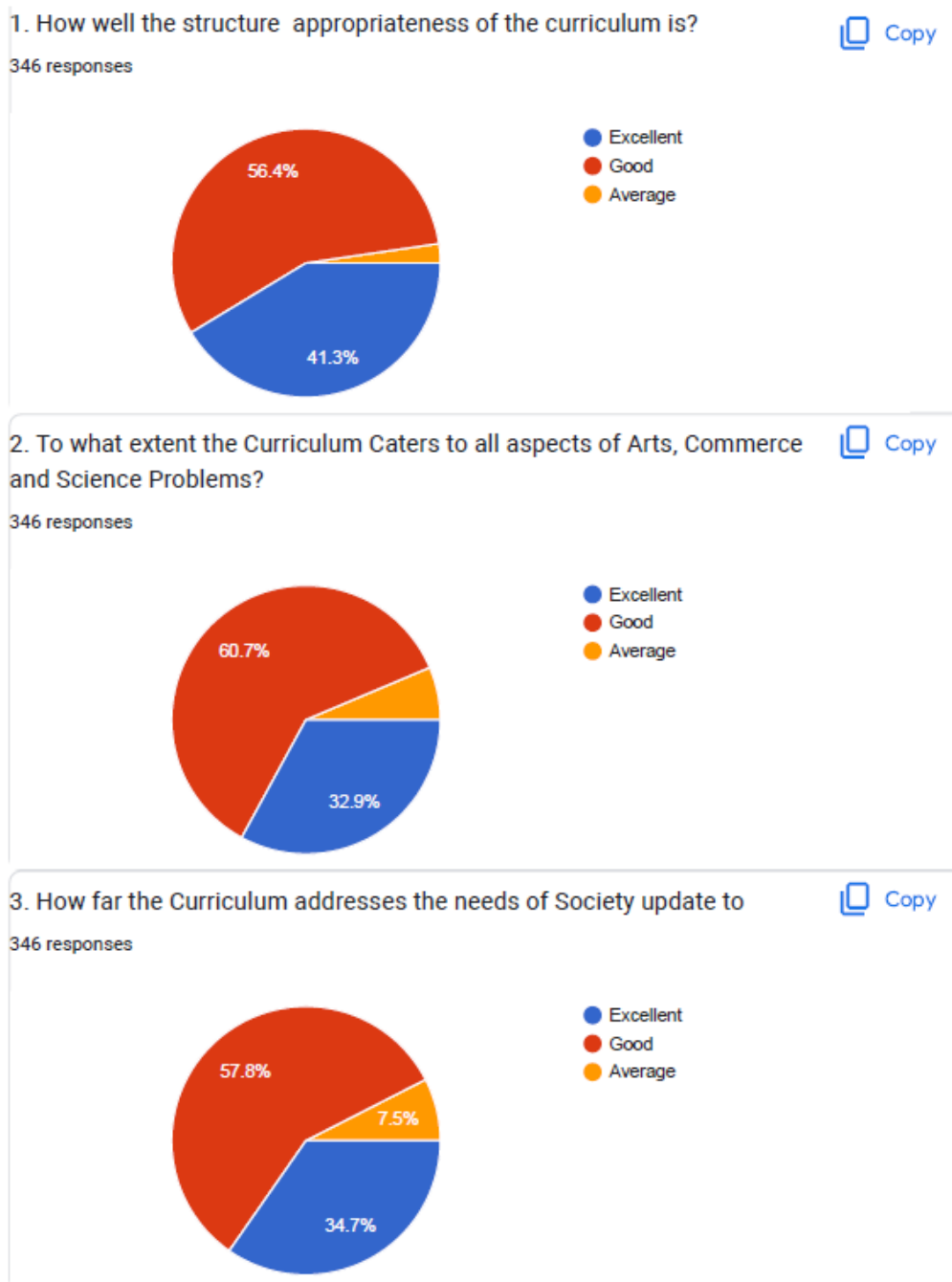
PASS	%	REGD	APPEARE	PASS	%
109	75	133	133	131	99
119	94	124	124	116	92
251	79	400	395	347	83
479	83	657	652	594	91



S.K.R. & S.K.R. Govt. College for Women (Autonomous), Kadapa.
Reaccredited with 'B' Grade by NAAC
Y.S.R.Kadapa District – 516001, Andhra Pradesh

Internal Quality Assurance Cell

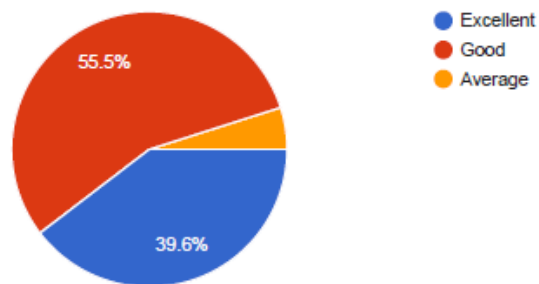
Feedback Analysis Report-2021-2022 Student feedback



4. Your rating regarding the development of soft skills, managerial skills and programming skills through delivery of the curriculum.

 Copy

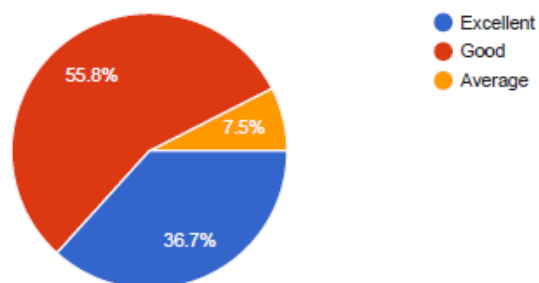
346 responses



5. For what extent the curriculum covers problem - based learning?

 Copy

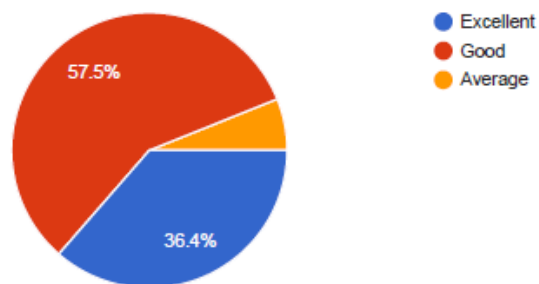
346 responses



6. Your rating related to the Curriculum dealing with understanding real life problems and examples?

 Copy

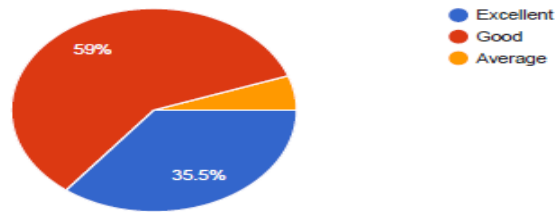
346 responses



7. Is the curriculum reviewed regularly?

[Copy](#)

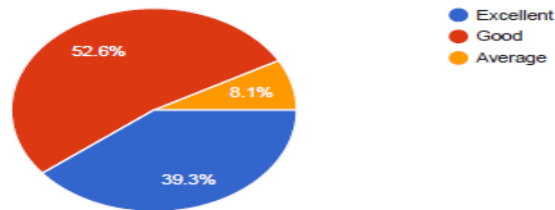
346 responses



8. Is the knowledge of Mathematics, Science, Commerce and Arts Delivered through Curriculum

[Copy](#)

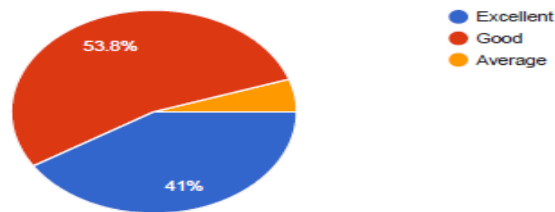
346 responses



9. How far the Curriculum deals with awareness related to Social, Health, Safety, Legal, and Cultural issues while solving problems?

[Copy](#)

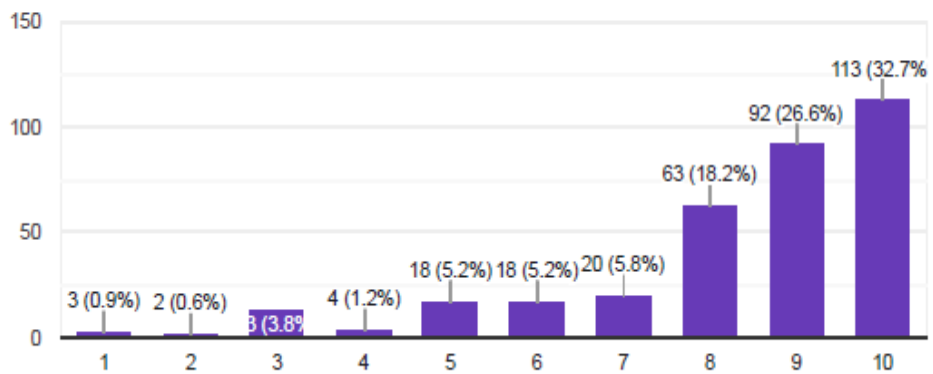
346 responses



10. Please rate the Curriculum.

[Copy](#)

346 responses





S.K.R. & S.K.R. Govt. College for Women (Autonomous), Kadapa.
Reaccredited with 'B' Grade by NAAC
Y.S.R.Kadapa District – 516001, Andhra Pradesh

Internal Quality Assurance Cell

Feedback Analysis Report-2021-2022

Major Suggestions

- 1. More Campus Drives**
- 2. More Job oriented programs.**
- 3. Special coaching for Competitive Examination**
- 4. Internship sand field visits needed**
- 5. English speaking Skills**